


YOUR NAME (in case pages become separated)


AIF RESEARCH LIBRARY AVAILABLE TITLES	PRINT	PDF	MBR	NON-MBR	QTY	SUBTOTAL
Consumer Studies						
Building the Ideal Timeshare: Timeshare Feature Preference Report		<input type="checkbox"/>	\$250	\$350		
Building the Ideal Timeshare: Timeshare Feature Preference Report, Exec. Summary		<input type="checkbox"/>	\$25	\$50		
Next Generation Study, 2015 Ed.		<input type="checkbox"/>	\$250	\$350		
Next Generation Study, 2015 Ed., Executive Summary		<input type="checkbox"/>	\$25	\$50		
Shared Vacation Ownership Owners Report, 2016 Ed. MEMBERS ONLY		<input type="checkbox"/>	\$250	N/A		
Shared Vacation Ownership Owners Report, 2016 Ed., Consolidated Report		<input type="checkbox"/>	\$100	\$200		
Shared Vacation Ownership Resale Report, 2013 Ed.		<input type="checkbox"/>	\$250	\$350		
Shared Vacation Ownership Resale Report, 2013 Ed., Executive Summary	<input type="checkbox"/>	<input type="checkbox"/>	\$25	\$50		
Shared Vacation Ownership: Non-Buyer Study, 2013 Ed.		<input type="checkbox"/>	\$250	\$350		
Shared Vacation Ownership: Non-Buyer Study, 2013 Ed., Executive Summary	<input type="checkbox"/>	<input type="checkbox"/>	\$25	\$50		
Economic Impact Studies						
Economic Impact of the Timeshare Industry on the U.S. Economy, 2018 Ed.		<input type="checkbox"/>	\$250	\$350		
Economic Impact of the Timeshare Industry on the U.S. Economy, 2018 Ed., Exec. Sum.		<input type="checkbox"/>	\$25	\$50		
Economic and Fiscal Impacts of the Arizona Timeshare Industry, 2018 Ed.		<input type="checkbox"/>	\$125	\$225		
Economic and Fiscal Impacts of the Missouri Timeshare Industry, 2018 Ed.	<input type="checkbox"/>	\$125	\$225			
Economic Impact of the Timeshare Industry on the Hawaii Economy, 2017 Ed.		<input type="checkbox"/>	\$125	\$225		
Economic and Fiscal Impacts of the California Timeshare Industry, 2016 Ed.		<input type="checkbox"/>	\$125	\$225		
Economic and Fiscal Impacts of the Florida Timeshare Industry, 2016 Ed.		<input type="checkbox"/>	\$125	\$225		
Economic and Fiscal Impacts of the Las Vegas Timeshare Industry, 2016 Ed.		<input type="checkbox"/>	\$125	\$225		
Economic and Fiscal Impacts of the Orlando Timeshare Industry, 2016 Ed.		<input type="checkbox"/>	\$125	\$225		
Economic and Fiscal Impacts of the South Carolina Timeshare Industry, 2016 Ed.		<input type="checkbox"/>	\$125	\$225		
Financial Performance Studies						
Financial Performance, 2018 Ed.		<input type="checkbox"/>	\$300	\$400		
Financial Performance, 2018 Ed., Exec. Summary		<input type="checkbox"/>	\$25	\$50		
Financial Performance, 2017 Ed.		<input type="checkbox"/>	\$300	\$400		
Financial Performance, 2017 Ed., Exec. Summary		<input type="checkbox"/>	\$25	\$50		
NEW! Financial Performance Pulse Survey 2018 <input type="checkbox"/> Q1 <input type="checkbox"/> Q2		<input type="checkbox"/>	\$100	\$200		
Financial Performance Pulse Survey 2017 <input type="checkbox"/> Q1 <input type="checkbox"/> Q2 <input type="checkbox"/> Q3 <input type="checkbox"/> Q4		<input type="checkbox"/>	\$100	\$200		
State of the U.S. Timeshare Industry Studies						
State of the Vacation Timeshare Industry, 2018 Ed.		<input type="checkbox"/>	\$250	\$350		
State of the Vacation Timeshare Industry, 2018 Ed., Exec. Summary		<input type="checkbox"/>	\$25	\$50		
State of the Vacation Timeshare Industry, 2017 Ed.		<input type="checkbox"/>	\$250	\$350		
State of the Vacation Timeshare Industry, 2017 Ed., Exec. Summary		<input type="checkbox"/>	\$25	\$50		
The Management of Sold Out Resorts, 2017 Ed. Exec. Summary		<input type="checkbox"/>	\$100	\$150		
General Timeshare Publications						
Static Pool Analysis Guide		<input type="checkbox"/>	\$25	\$35		
Timeshare Entities Uniform System of Accounts, 2nd Ed., Mar 2005		<input type="checkbox"/>	\$20	\$35		
Timeshare HOA Chart of Accounts, 2nd Ed., 2002		<input type="checkbox"/>	\$20	\$35		
World Wide Shared Vacation Ownership Research						
Worldwide Shared Vacation Ownership Report, 2016 Ed.		<input type="checkbox"/>	\$1,000	\$1,500		
Worldwide Shared Vacation Ownership Report, 2016 Ed., Executive Summary		<input type="checkbox"/>	\$250	\$400		
World Wide Shared Vacation Ownership Report, 2012 Ed.— <i>electronic copy only</i>		<input type="checkbox"/>	\$1,000	\$1,250		
World Wide Shared Vacation Ownership, 2012 Ed.— <i>hard copy only</i>	<input type="checkbox"/>		\$1,250	\$1,500		
World Wide Shared Vacation Ownership, 2012 Ed.— <i>both electronic and hard copy</i>	<input type="checkbox"/>	<input type="checkbox"/>	\$1,500	\$2,000		
World Wide Shared Vacation Ownership, 2012 Ed., Exec. Summary— <i>electronic copy only</i>		<input type="checkbox"/>	\$250	\$400		
World Wide Shared Vacation Ownership, 2012 Ed., Exec. Summary— <i>hard copy only</i>	<input type="checkbox"/>		\$250	\$400		
World Wide Shared Vacation Ownership, 2012 Ed., Exec. Summary— <i>both electronic + hard copy</i>	<input type="checkbox"/>	<input type="checkbox"/>	\$300	\$500		

ORDER TOTAL: \$

Complete your order on the next page >



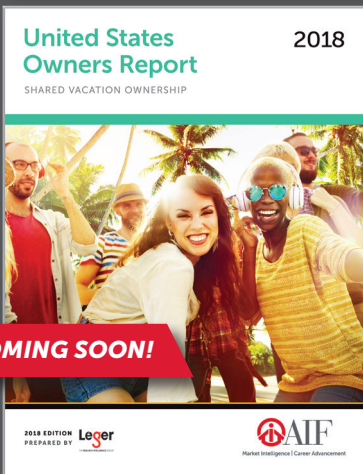
NOW AVAILABLE!



NOW AVAILABLE!



NOW AVAILABLE!



COMING SOON!

Research Library

ORDER FORM

THE source for shared vacation ownership industry research

Payment—All sales are final. Returns will not be honored.

Please choose a payment option below:

Check (payable to ARDA in U.S. dollars drawn on a U.S. bank)

Check number: _____ AMOUNT: \$

Credit Card

Visa Mastercard American Express Diners Club

| /

Credit Card Number | Expiration Date

Print Name on Card

Authorized Signature

AMOUNT: \$

Credit Card Address Same as shipping address

Please enter credit card billing address at left if different from the shipping address. If same as shipping address, please indicate with checkbox in heading.

Name

Company

Address

City, State, Zip

Phone Fax

E-mail

Shipping Address

This is a: Business address Home address

Name

Company

Address

City, State, Zip

Phone Fax

E-mail

Please print, fill out and return with payment by mail or FAX to ARDA.



Market Intelligence
Career Advancement

FAX: 202.289.8544

MAIL: ARDA

Attn: Pubs Orders
1201 15th Street, NW
Suite 400
Washington, D.C. 20005